

THE 39 CLUES DOUBLECROSS MISSION 2

THE ENEMY WITHIN


MISSION 2 WALK THROUGH



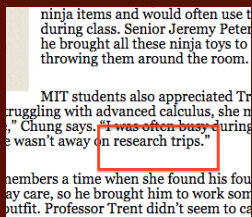
1. Click on Grace's face when the word 'Traitor' appears.



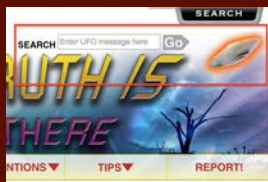
2. Click on the words 'Blatant lies'.




3. Click on the windows in the right order. 1) Top left; 2) Second floor right; 3) Bottom left. Click on burnt building.



4. Click on the words 'research trip' in the article.



5. De-code the flashing morse code and enter it into the search bar. (Spoiler: the answer is CERN.) Click 'Go'.



6. Click on link #4.